

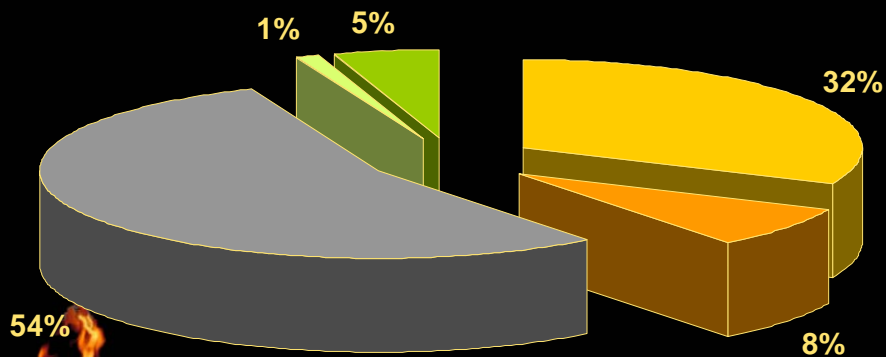


India Oil & Natural Gas Profile

Presentation to
Oil & Natural Gas Sub-Committee Meeting

Mexico, April 27, 2006

Commercial Energy Break Up: 340Mtoe (04-05)

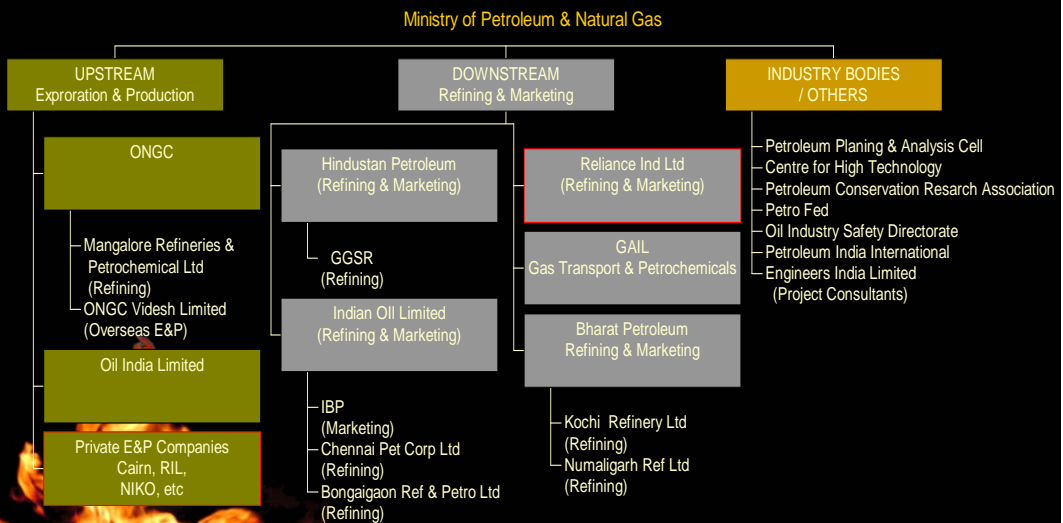


Oil Natural Gas Coal Nuclear Hydro/Other Renewables

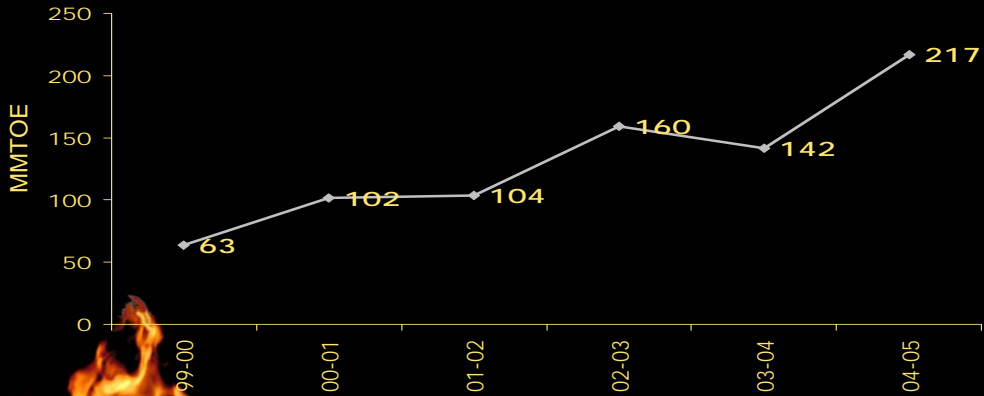
Crude Oil & Gas Scenario

- **Crude Oil Production & Refining (2004-05 E)**
 - Domestic production around 34MMTPA (including condensate) – about 50% from Western Offshore
 - Total crude processed : 127 MMT of which 95 MMT was imported
 - Import dependence over 70%: Middle East - 68% of total imports
- **Domestic Natural Gas (2004-05 E)**
 - 86 MMSCMD production, 14 MMSCMD internal consumption
 - 72 MMSCMD sold to customers - 55 MMSCMD supplied by PSUs / 17 MMSCMD supplied by Pvt. Players. Another about 7.5 MMSCMD supplied from RLNG
- **Re-Gasified LNG (projected) for 2005-06**
 - 7.5 MMTPA import - 5 MMTPA at Dahej & 2.5 MMTPA at Hazira
 - Marketing of 2.5 MMTPA from Dahej commenced on 1.4.04

Indian Oil Industry Structure



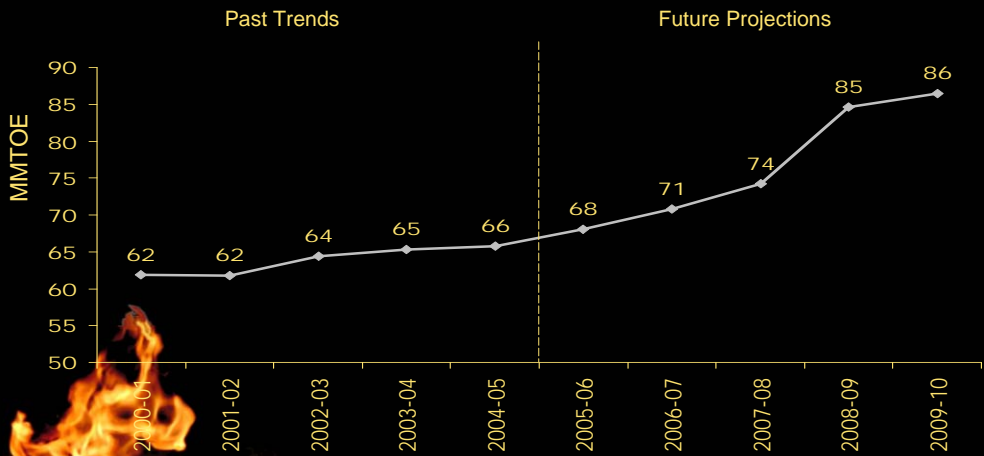
Reserve Accretion Trend



Aggressive implementation of NELP has enhanced domestic reserves

Sources: OAGC, OIL & DGH

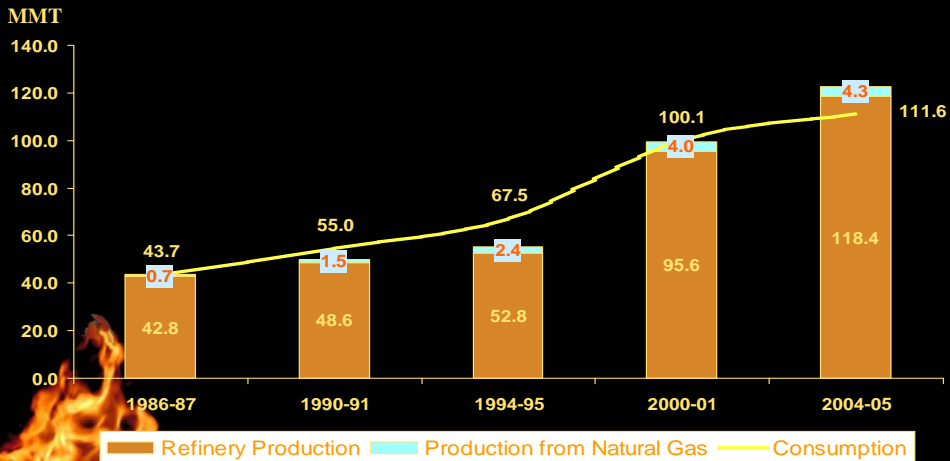
Oil plus Oil Equivalent Gas Production Trend



Sources: OAGC, OIL & DGH

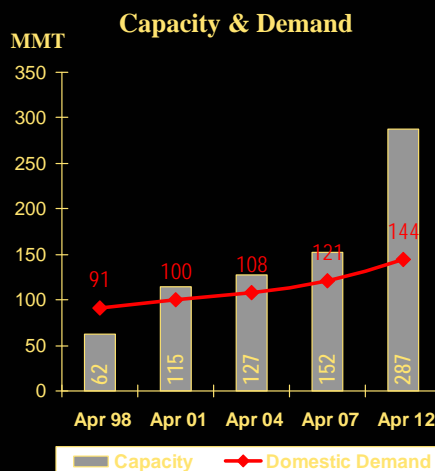
Past Trends:

Petroleum Product Production & Consumption

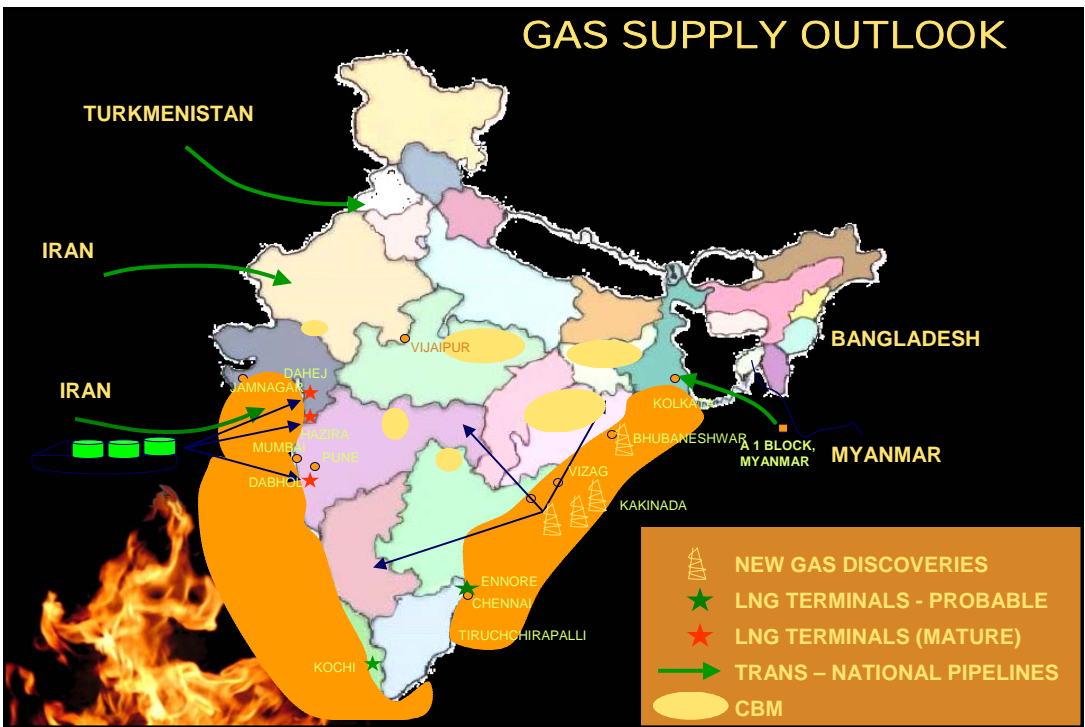
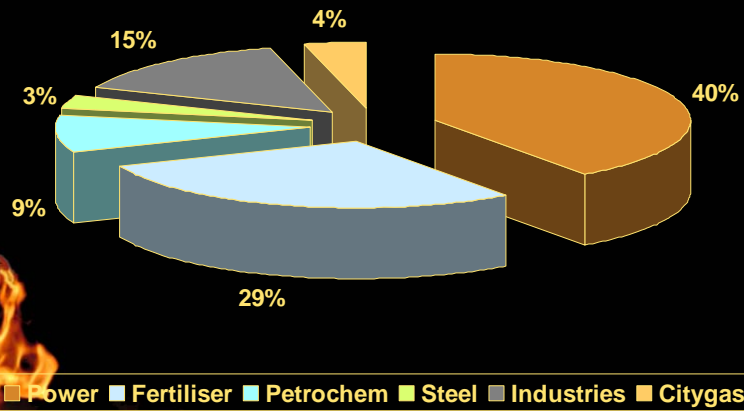


Refining to Remain Surplus

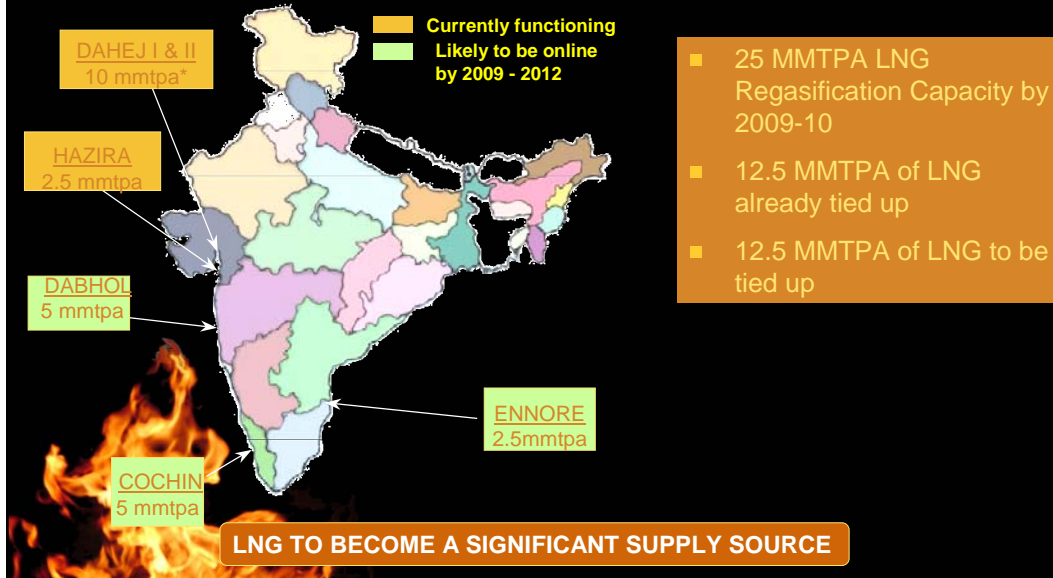
- 18 refineries: 17 PSU & 1 Pvt. with capacity utilisation of about 98 % in 2004-05
- Capacity has grown from 62 MMT in April 98 to 127 MMT in April 05
- Refining capacity is expected to reach 152 MMT by 2007 and 287 MMT by 2012
- Capacity to continue to exceed country's demand



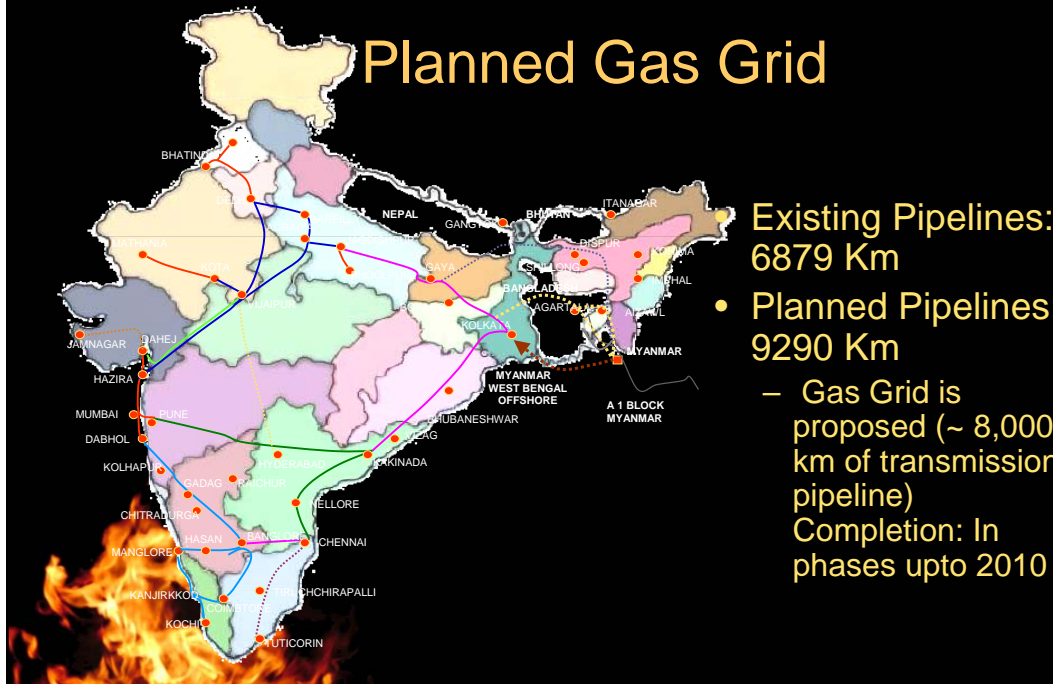
Gas Consumption Breakup



SUPPLY AUGMENTATION : LNG



Planned Gas Grid



CNG in India

Particulars	Delhi			Mumbai			Total
	1998	2004	2005	1998	2004	2005	
Year	1998	2004	2005	1998	2004	2005	2005
No. Of Stations	09	125	144	07	93	119	263
No. Of CNG Vehicles in thousands	1	92	106	7	142	178	284

Future Plans to set up CNG Infrastructure in another 28 Cities

Piped Natural Gas (PNG) Infrastructure in India

- New Delhi
 - 46, 727 Domestic and over 90 Commercial Consumers
 - Sales Volumes: 15,200, 664 SCM (2004-05)
- Mumbai
 - 2,54,311 domestic, 740 commercial & 43 industrial consumers
 - Over 1809 kms of medium pressure and lower pressure PE pipelines & 200 kms of High Pressure steel network
- Future Plans
 - Similar City Gas Distribution Project in other cities

Coal Bed Methane (CBM) in India



- Total CBM resources in 16 blocks (~ 7800 Sq KM) is estimated to be 820 BCM.
- Expected peak Production = 23 MMSCMD
- No. of wells drilled : 70
- It is expected that the commercial production of CBM would commence by 2007

Methane to Markets Short and Mid-term Plans

- Short Term
 - Awareness campaign for Indian Oil and Gas Companies
 - Reducing emissions & loses
 - Best practices
 - Create awareness with help of our agencies – PCRA, Petrofed.
- Medium Term
 - Organising and hold workshop on Methane to Markets opportunities involving all the stake holders in India and experts including from abroad.



Thank You

