



Solid Waste sector in Serbia and research activities in this sector

Doc. Dr Goran Vujic

MOPRORK project



- **New Serbian landfill bylaw**
- **Database for solid waste for all municipalities**
- **Sampling wells (piezometers) for 170 big landfills**
- **Monitoring for 170 landfills**
- **GEOradar analysis**
- **Satellite picture analysis of landfills in the past**
- **New Analysis of the waste content**

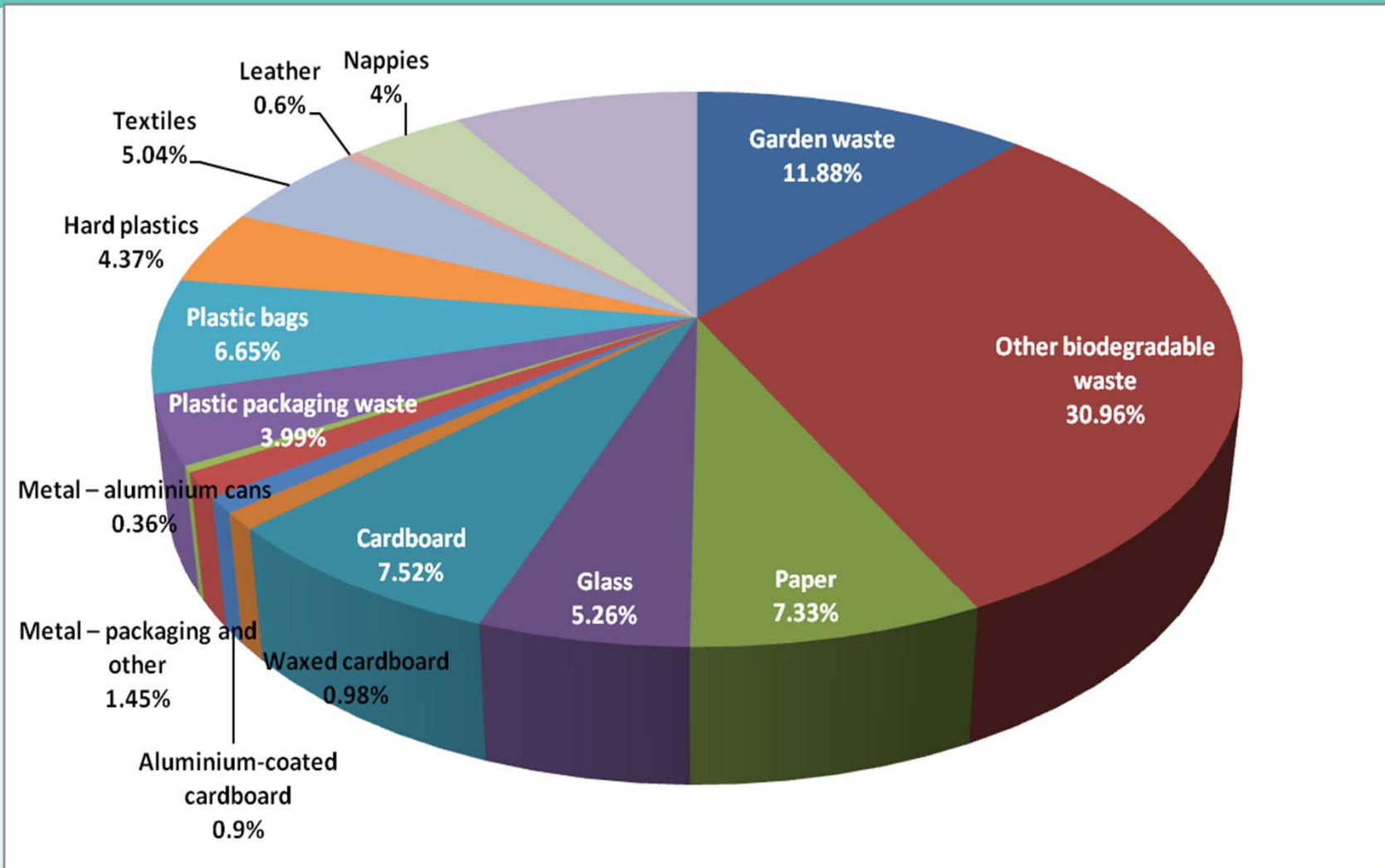






Volume (m ³)	Number of landfills	Total area occupied (ha)	Total volume occupied (m ³)
to 1.000	2730	155	608266
from 1.001 to 10.000	699	480	2251995
from 10.001 to 100.000	131	313	4087590
from 100.001 to 500.000	36	192	8636292
from 500.001 to 1.000.000	8	69	5900114
over 1.000.000	7	131	23123124
TOTAL	3611	1342	44607383

Introduction

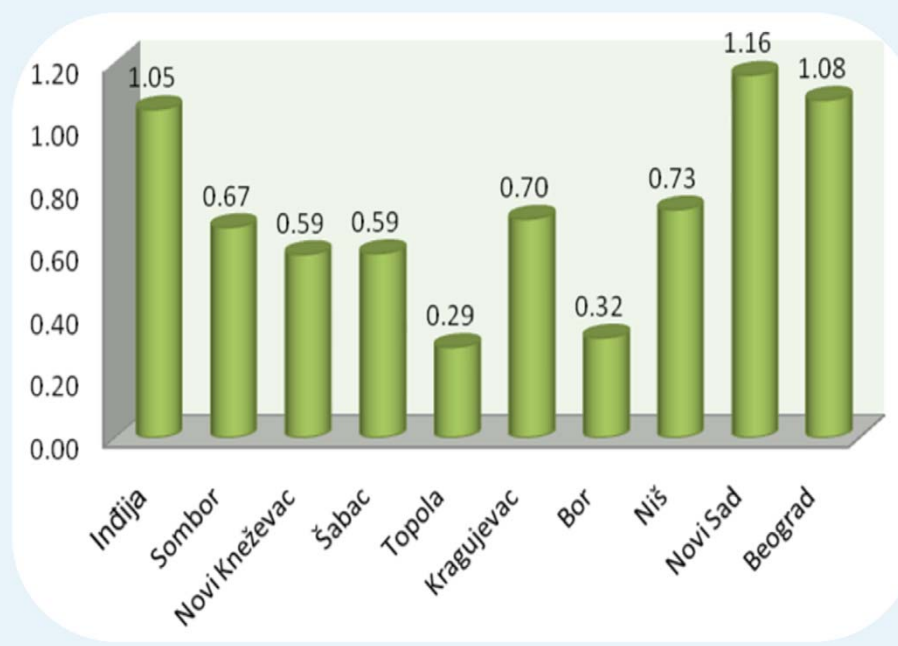




Municipality (Number of inhabitants)	Generated waste (t/week) <i>*result of project</i>	Generated waste (kg/inhabitant/daily)	Generated waste (kg/inhabitant/year)
Indija 49.258	363 t	1.05 kg	383 kg
Sombor 56.734	269 t	0.67 kg	246 kg
Novi Kneževac 9.648	40 t	0.59 kg	214 kg
Šabac 123.155	463 t	0.59 kg	209 kg
Topola 25.292	51 t	0.29 kg	105 kg
Kragujevac 185.000	897 t	0.70 kg	252 kg
Bor 55.817	125 t	0.32 kg	116 kg
Niš 239.596	1230 t	0.73 kg	266 kg
Novi Sad 314.192	2560 t	1.16 kg	424 kg
Beograd 1.392.691	10382 t	1.08 kg	394 kg



Republic of Serbia	Summer analysis	Winter analysis	Spring analysis	Average	Generated waste (kg/inhabitant/day)
	2.226.427 t/year	1.857.598 t/year	2.086.212 t/year	2.056.746 t/year	0.76 kg



Generated waste (kg/inhabitant/day)



Statute about criteria for calculation of packaging or packed product and exemption from payment of fees, payers, cost of payment, (28.05.2010, 81.7 KB) "Republic of Serbia official Gazette", бpoj 8/10

Tires

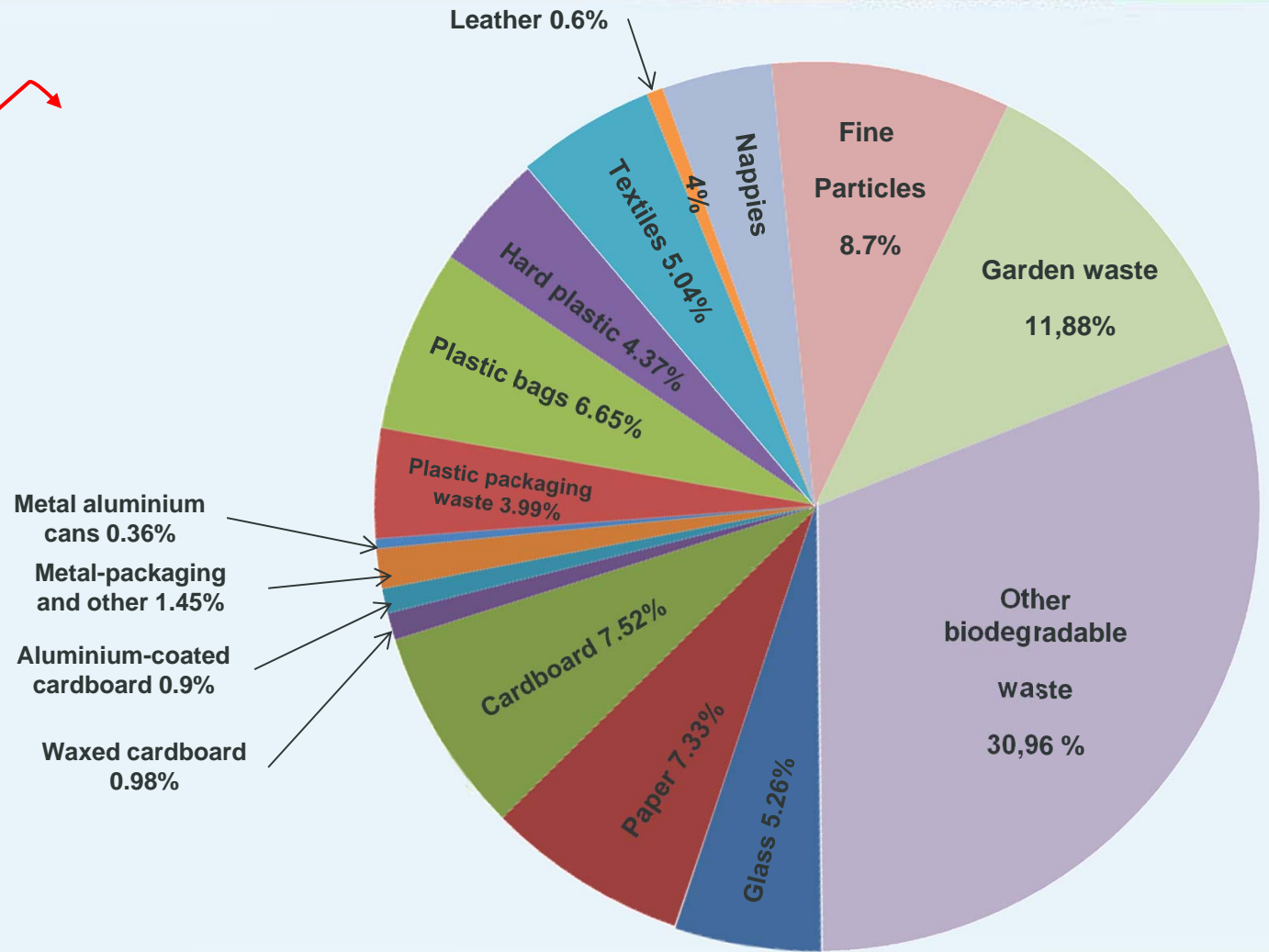
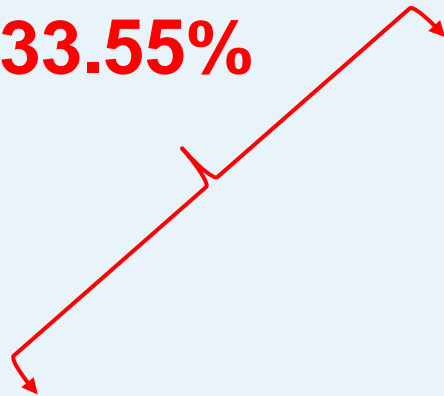
Electronic waste

Packaging waste

		General goals				
		2010	2011	2012	2013	2014
Reuse	[%]	5,0	10,0	16,0	23,0	30,0
Recycling	[%]	4,0	8,0	13,0	19,0	25,0
		Specific recycling goals				
		2010	2011	2012	2013	2014
Paper/cardboard	[%]	0,0	0,0	14,0	23,0	28,0
Plastic	[%]	0,0	0,0	7,5	9,0	10,5
Glass	[%]	0,0	0,0	7,0	10,0	15,0
Metal	[%]	0,0	0,0	9,5	13,5	18,5
Wood	[%]	0,0	0,0	2,0	4,5	7,0

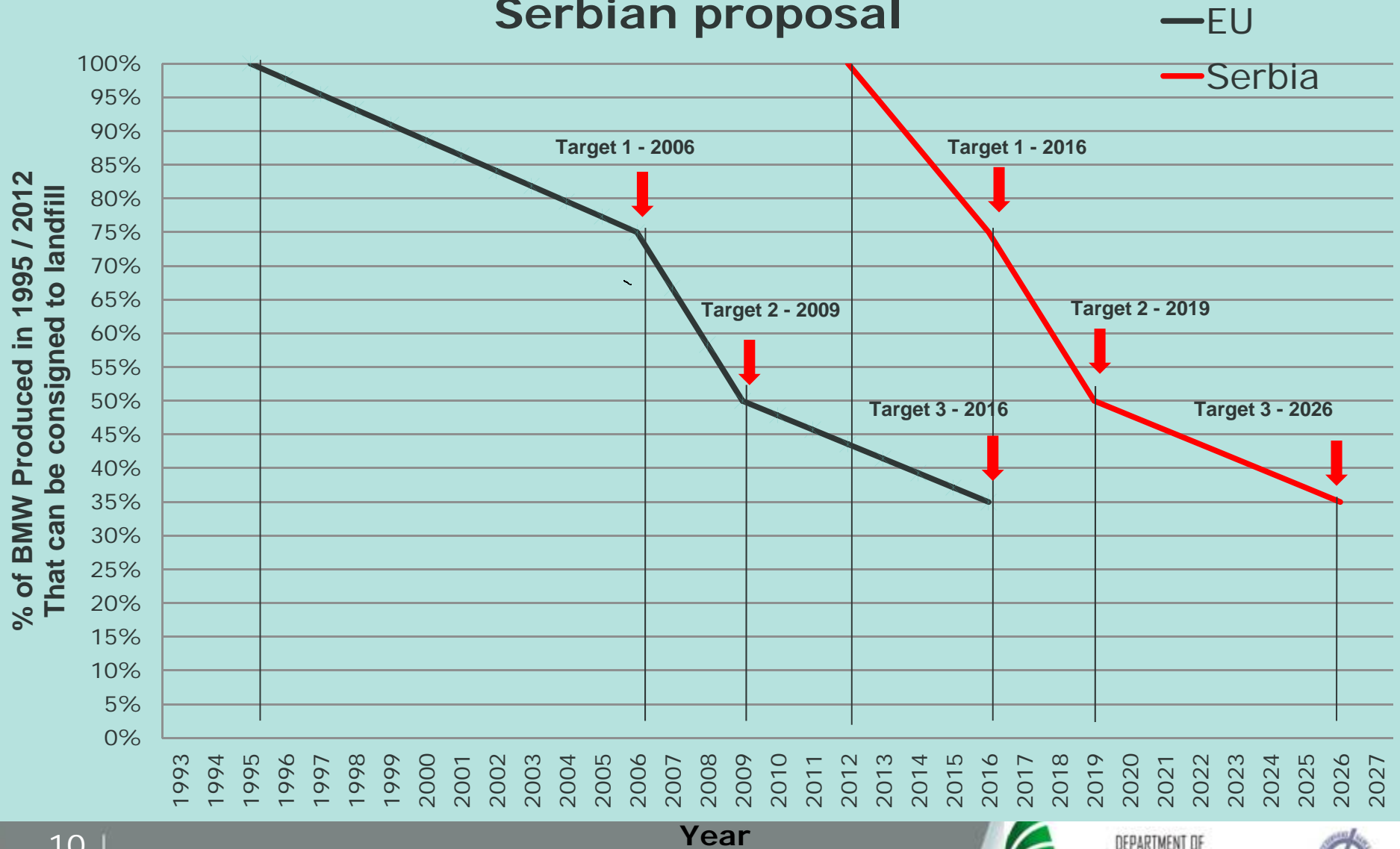


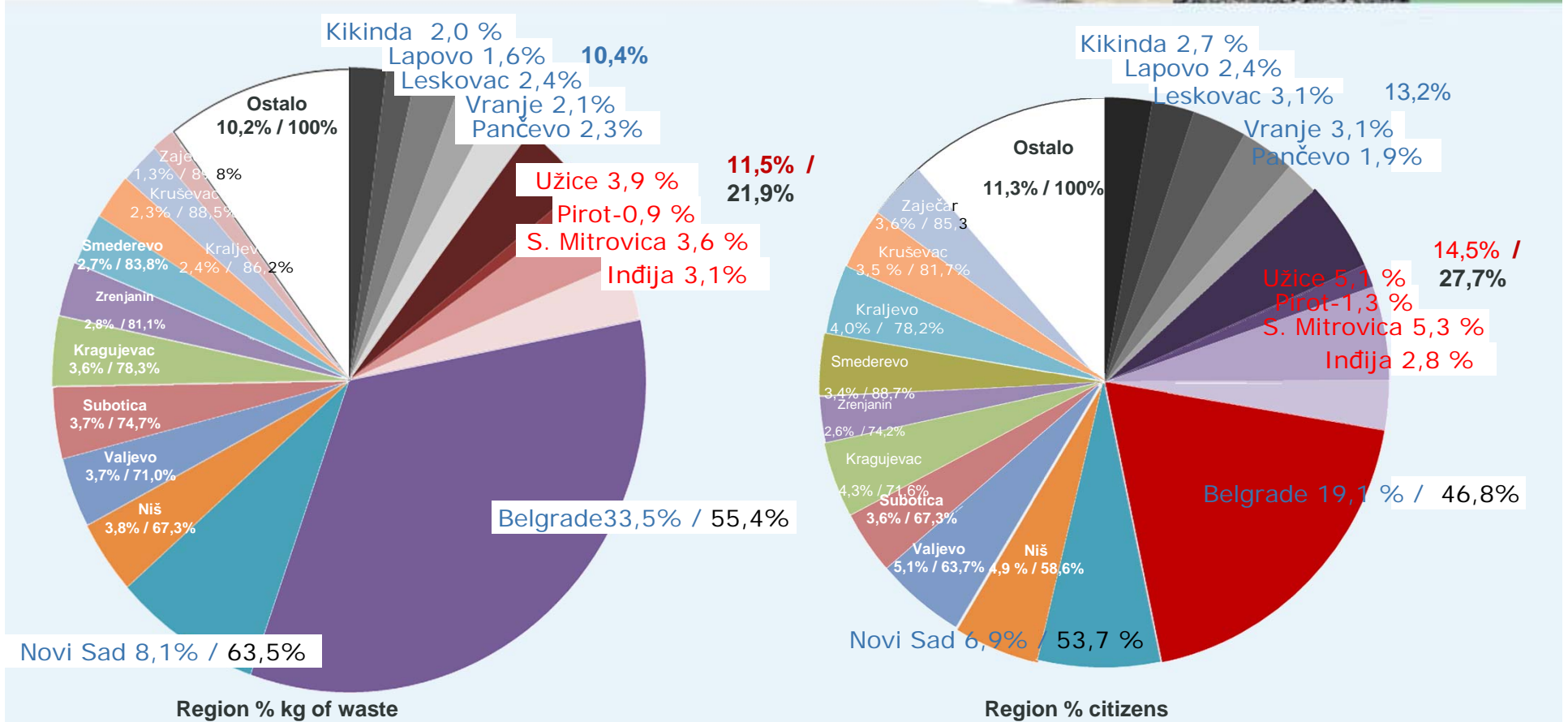
33.55%

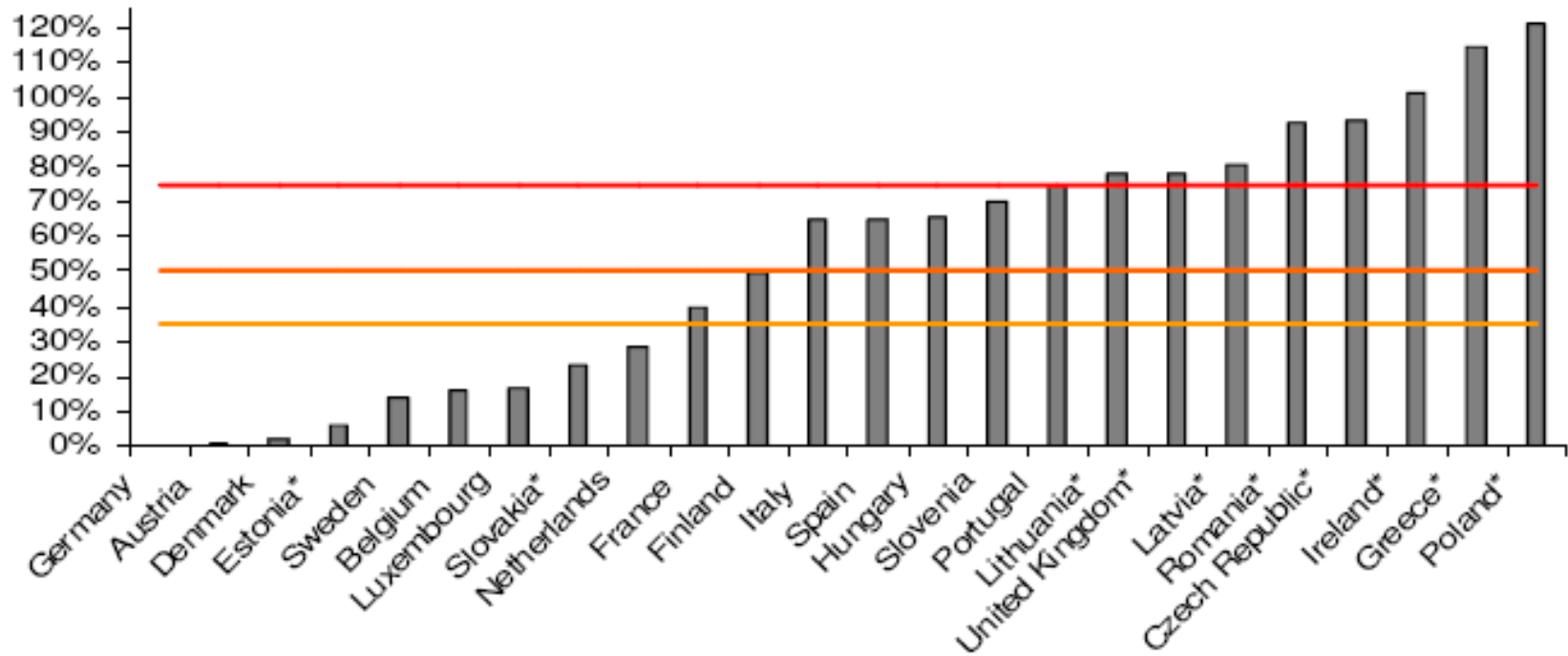




Serbian proposal







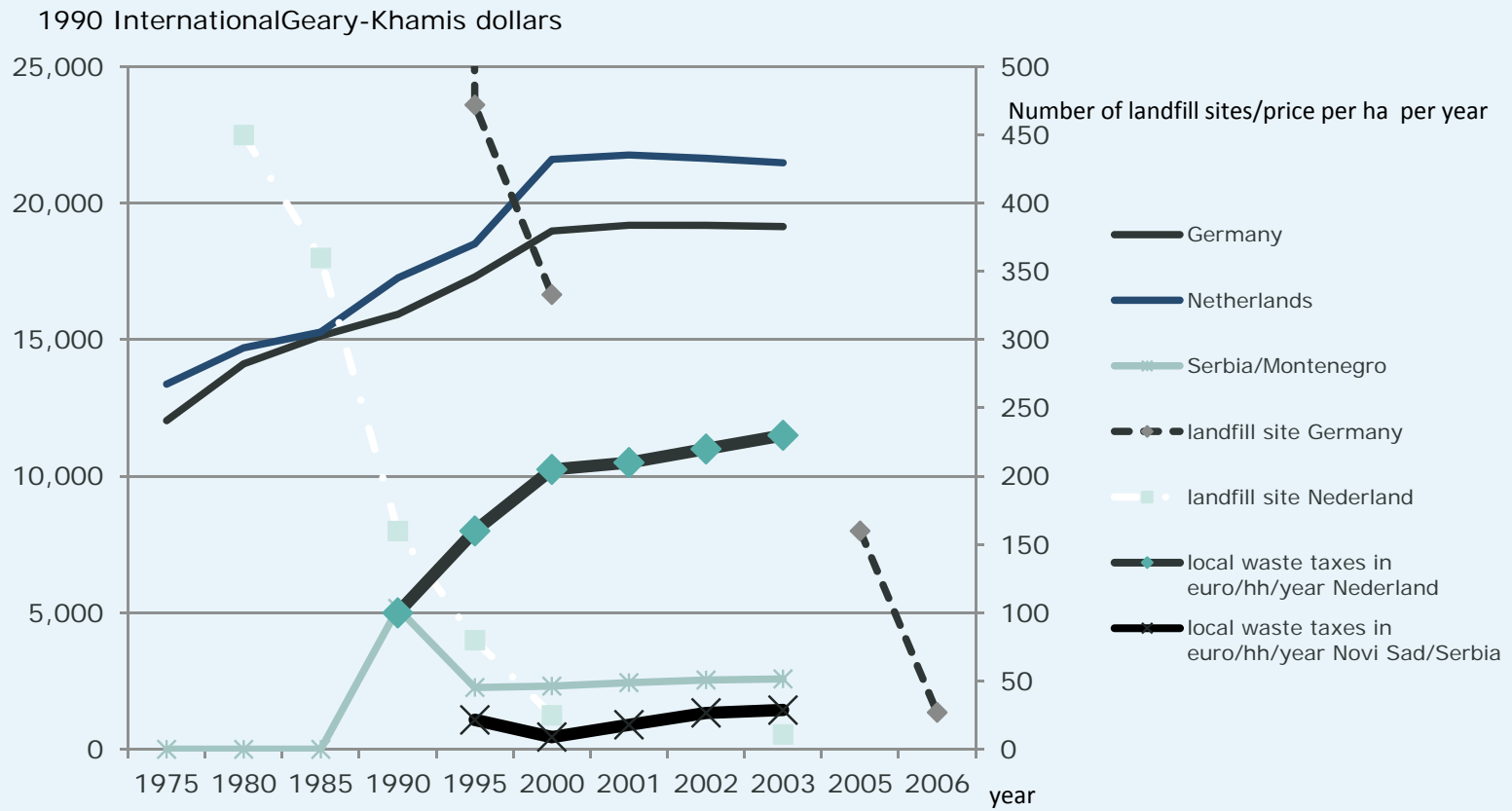
■ Landfilling of biodegradable municipal waste in 2006, in % of 1995 levels

— Target 2006

— Target 2009

— Target 2016

* country with derogation periods of up to 4 years to achieve the target



Further research in waste sector in Serbia but also in waste sector



- **Landfill**
- **Two bins system**
- **More research for inexpensive technology**

