



Financing Opportunities for Projects in Agriculture Sector

14 May 2007, Buenos Aires

Zarina Azizova & Roberto Aiello

World Bank Carbon Finance Unit



Outline

Advanced manure management system options

- Rules of thumb for estimation of emission reductions
- Case studies

Financing opportunities through:

- Clean Development Mechanism (CDM)
- World Bank Lending Programs

GHG emissions in agriculture sector



Animal manure: CH₄ and N₂O emissions

Current practice:

Manure storage methods:

Solid, dry, liquid, pits,
deep litter, open anaerobic
lagoon



CDM project :

Manure treatment system:

- Anaerobic treatment with methane recovery/utilization
- Combustion of manure
- Aerobic treatment

**Transitions between these alternatives
reduces CH₄ and N₂O emissions.**

Potential projects under Clean Development Mechanism



- Anaerobic digester +flaring with or without power generation
- Covered anaerobic lagoons + flaring with or without utilization of biogas
- Aerobic treatment of animal manure (composting)
- Combustion of poultry litter +power generation

Approved CDM methodologies



- ACM0010 – Methodology for GHG emission reductions from manure management systems

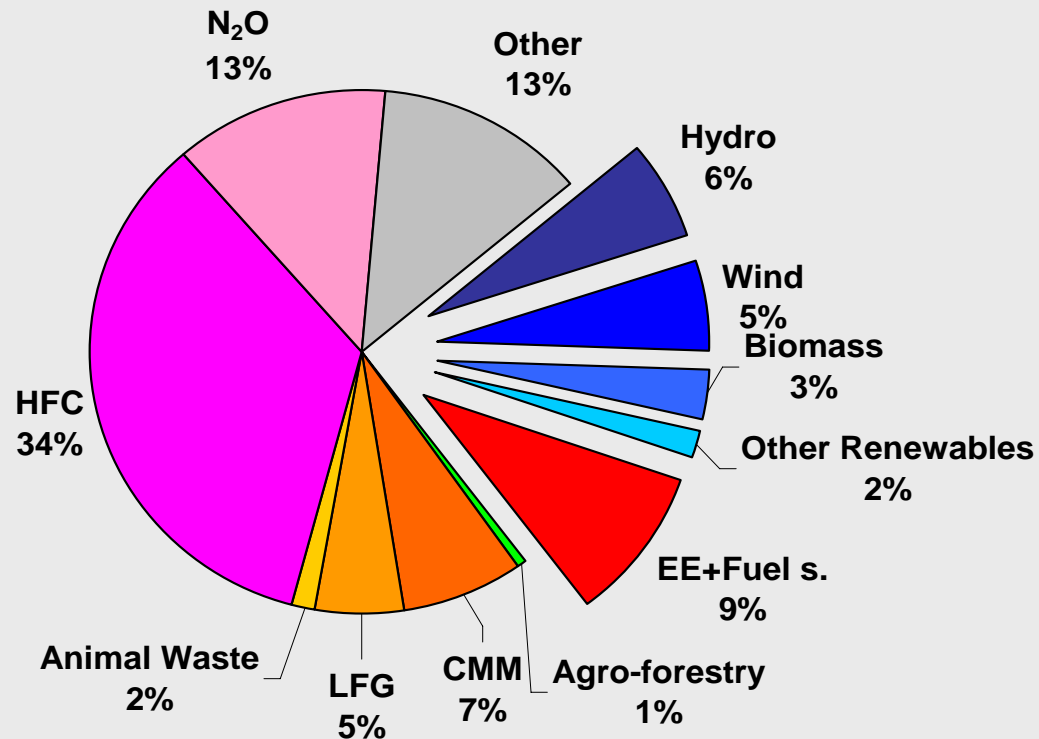
Project with emission reductions of less than 60kt/y:

- AMS.III.D – methane recovery in agricultural and agro industrial activities
- AMS III.E – avoidance of methane production from biomass decay through controlled combustion

All above methodologies follow 2006 IPCC Guidelines



Share of agriculture projects in CDM pipeline



Jan. 2006 to Dec. 2006

Rule of Thumb for ER Estimation

(Annual Average Temperature ≥ 10 C)



$$E_{CH_4,y} = GWP_{CH_4,y} * D_{CH_4} * MCF_j * B_{o,LT} * N * VS_{LT,y} * MS\%_{BL,j}$$

Animal type Parameter	Breeding Chicken	Broiler	Market Swine	Dairy Cow
GWP_{CH_4}	21	21	21	21
D_{CH_4} (t/m ³)	0.00067	0.00067	0.00067	0.00067
MCF (%)	0.7	0.7	0.7	0.7
Uncertainty (%)	0.94	0.94	0.94	0.94
MS%	1	1	1	1
$N_{population}$ (head)	1	1	1	1
B_o (m ³ CH ₄ /kg_dm)	0.39	0.36	0.29	0.24
$VS_{population}$ (kg-dm/animal/day)	0.02	0.01	0.30	5.4
$E_{CH_4,y}$ (tCO ₂ e/year)	0.026	0.012	0.29	4.38

World Bank Project: Minhe Poultry Manure to Power Project



- Total chicken population: 3.6 million broiler & 1.4 million breeder
- Daily fresh manure 500 tons with 20% of total solid
- Waste water of 1000 ton from flushing the chicken barn
- Current practice of manure management: uncovered lagoon
- Proposed project: Anaerobic Digester + Co-generation
- Total Investment: 5.2 million USD
 - O&M Cost: 715,000 USD
 - Revenue w/o carbon: 1 million USD
 - Revenue w/ carbon: 1.9 million USD

	Without Carbon	With carbon
IRR	2.38%	18%
NPV (discount rate=9%)	-2.3 million USD	4.3 million USD
Payback Period	20 year	5.6 year

Case Study: Minhe Poultry Manure to Power Project



Pre-project activity
condition : uncovered
lagoon



Project activity condition:
Biogas digester with co-
generation and aerobic
treatment of liquid residue






Methane recovery from covered anaerobic lagoons, Mexico



- Current practice: open anaerobic lagoon
- CDM project: lined covered lagoon with HDPE geomembrane
- Applicable methodologies: ACM10 & AMS.III.D
- Installed costs: USD 150,000 (without power generator)
- Operational costs: USD 2500
- Number of heads: 73,000 swine
- Estimated ERs: 61k tons of CO₂e per annum



Pre-project Activity Condition:
Open Air Lagoon




Project Activity Condition:
Anaerobic Digester with Flare



Minimum Configuration - Open Lagoon to Ambient Temperature Anaerobic Digester with Flare



Pre-project Activity Condition:
Open Air Lagoon



Project Activity Condition:
Anaerobic Digester with Co-Gen and Flare



&/or other
renewable
energy
equipment



Optional upgrade - Open Lagoon to Ambient Temperature Anaerobic Digester with Co-Gen & Flare

Other issues and benefits



Issues to consider:

- If arsenic is added to the feedstock, ensure that the level of arsenic or other heavy metals in the feedstock are within permissible limits
- Measure the arsenic content of slurry/compost before land application

Benefits:

- Source for renewable energy
- Improved quality of fertilizer
- Reduced odour problems

Financing opportunities



Through:

- Clean Development Mechanism (CDM)
- World Bank Lending Programs

World Bank Carbon Funds & Facilities

Total funds pledged = US\$ 1.93 billion (13 governments, 62 companies)



- **Prototype Carbon Fund.** \$180 million (closed). Multi-shareholder. Multi-purpose.



- **Netherlands Clean Development Mechanism Facility.** \$170 million (closed). Netherlands Ministry of Environment. CDM energy, infrastructure and industry projects.




- **Community Development Carbon Fund.** \$128.6 million (closed). Multi-shareholder. Small-scale CDM energy projects.



- **BioCarbon Fund.** \$53.8 million (Tranche One closed). Multi-shareholder. CDM and JI LULUCF projects.



- **Italian Carbon Fund.** \$45 million (open to Italian participation). Multi-shareholder (from Italy only). Multipurpose.



- **Netherlands European Carbon Facility.** \$40 million managed jointly with IFC (closed). Netherlands Ministry of Economic affairs. JI projects.



- **Spanish Carbon Fund.** \$220 million (open to Spanish participation). Multi-shareholder (for from Spain only). Multipurpose.



- **Danish Carbon Fund.** \$75 million (open to Danish participation). Multi-shareholder (for from Denmark only). Multipurpose.



- **Umbrella Carbon Facility.** \$930 million (Tranche One). 2 HFC-23 projects in China.

- **Carbon Fund for Europe** (recently launched)

Carbon Finance at WB under CDM



Project based ERs

- Types of project activities:
 - Stand alone projects
 - Bundling and programs through one project entity
 - Blended with lending programs
- WB buys ERs at market price with low risk levels (CERs/VERs, post-2012)
- WB finances the development of CDM documents
- WB supports development of new methodologies
- WB may advance up to 25% of ERPA, provided the required guarantees

Capacity Building

WB provides Technical Assistance to DNAs through the CF-Assist program



WB Group lending programs

IBRD: with governments

- Link with the CAS (Country Assistance Strategy)
- Through government agencies
- Timing (>12months)

IFC: with private sector

Contact WBG Country Offices for more information.



Thank you !

For information about World Bank CDM project portfolio please visit
www.carbonfinance.org

For information about World Bank lending programs please visit
www.worldbank.org

For information about IFC lending programs please visit
www.ifc.org

Contact information:

Roberto Aiello raiello@worldbank.org

Zarina Azizova zazizova@worldbank.org

Important factors determining emission reductions



Existing manure treatment system on livestock farms

Methane Conversion Factor (MCF)

Pasture	1%-2%
Daily spread	0.1%-1.0%
Solid storage	2%-5%
Dry lot	1%-2%
Liquid/slurry	17%-80%
Uncovered anaerobic lagoon (depth \geq 1m ²)	66%-80%
Pit storage under animal confinements	17%-80%
Anaerobic digester	0%-100%
Aerobic treatment	0%

Other issues on large scale biogas plant feasibility and operations



Economic Feasibility

- Economic value of biogas: access to grid and tariff for the electricity generated from biogas or fuel cost saving for heating/cooking
- Market value for biogas residue as organic fertilizer for land application
- Transportation distance in case of centralized biogas plants
- Security of long-term supply of mature



Useful References

General Websites on CDM and JI:

- Internal CFB website on CDM methodologies: Carbon Finance at the World Bank: Methodology (www.carbonfinance.org)
- Website of the UNFCCC: CDM: CDM-Home (<http://cdm.unfccc.int/> and <http://ji.unfccc.int/>)
- Webiste of IPCC 2006: http://www.ipcc-nggip.iges.or.jp/public/2006gl/pdf/4_Volume4/V4_10_Ch10_Livestock.pdf
- Website on CDM (and JI) procedures (Ministry of the Environment Japan, Institute for Global Environmental Strategies): <http://www.iges.or.jp/en/cdm/report01.html>
- Website (UNEP, Risø Centre): CDM (and JI) pipeline overview
<http://cd4cdm.org/index.htm>